



## ARA FOR JANE HAMLEY WELLS

1	CURVED BENCH – WITH BACK
DIMENSIONS (IN)	78.4W x 20.9D x 34.0H/18.2 Seat Height
ITEM NUMBER	DSC1012002/ POLYETHYLENE DSC1012004/ WOOD
MATERIALS	Galvanized painted steel, polyethylene or tropical wood

**Specify:** Tropical wood or polyethylene

**Specify polyethylene RAL color:** Jet black 9005, mint green 6029, pure white 9010, traffic blue 5017, traffic red 3020

**Specify painted steel frame finish:** Metallic anthracite, metallic black, metallic bronze, metallic pewter, metallic silver, pure white 9010, stone grey 7030

**Additional information:** Ground fixings standard, M10 metallic rawlplugs. Available without, must specify. Curved bench has an inner radius of 35°.

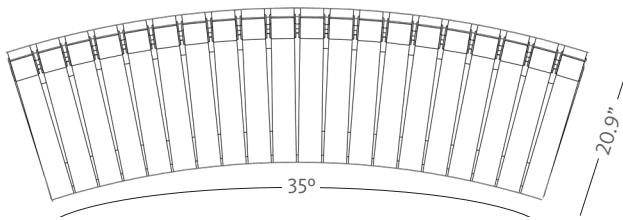
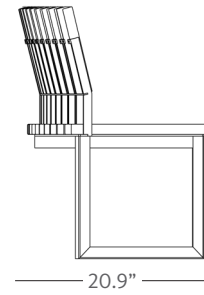
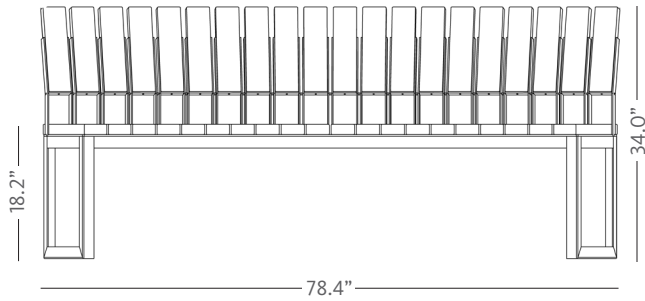
Structure made of steel angle and flat bar 40x4mm, and sheet 6mm thick. Steel is hot dip galvanized at 450°C. Degreased to remove grease, oils and metallic residues to 60°C. Phosphatized to 65°C to form a base for the corrosion resistant paint. Double rinse water based non-TGIC electrostatic full polyester paint, kiln dried 220°C.

Seat and back comprise 20 solid slats in high-density polyethylene or solid wood. Seat slat size: 500x80x30 mm. Backrest slat size: 300x80x30mm. Wood slats treated with fungicide, insecticide and water repellent protector with U.V. Filter. Manufacturing processes and finishes adhere to EU and ISO 14001 standards for environmental sustainability.

View swatches under INFORMATION

2	CURVED BENCH – NO BACK
DIMENSIONS (IN)	77.7W x 19.7D x 18.2H
ITEM NUMBER	DSC1013002/ POLYETHYLENE DSC1013004/ WOOD
MATERIALS	Galvanized painted steel, polyethylene or tropical wood

Manufacturer reserves the right to make minor design changes and to discontinue furniture items, materials and/or colors without notice. Printed colors cannot be guaranteed for accuracy.



## ARA FOR JANE HAMLEY WELLS

Measurement in inches

